

**Yashwantrao Chavan College of Science,
Karad**

**Feedback Analysis Report of
Students**

Academic Year 2022-23

**Submitted to
Internal Quality Assurance cell**

YASHWANTRAO CHAVAN COLLEGE OF SCIENCE, KARAD

STUDENT FEEDBACK ANALYSIS REPORT 2022-23

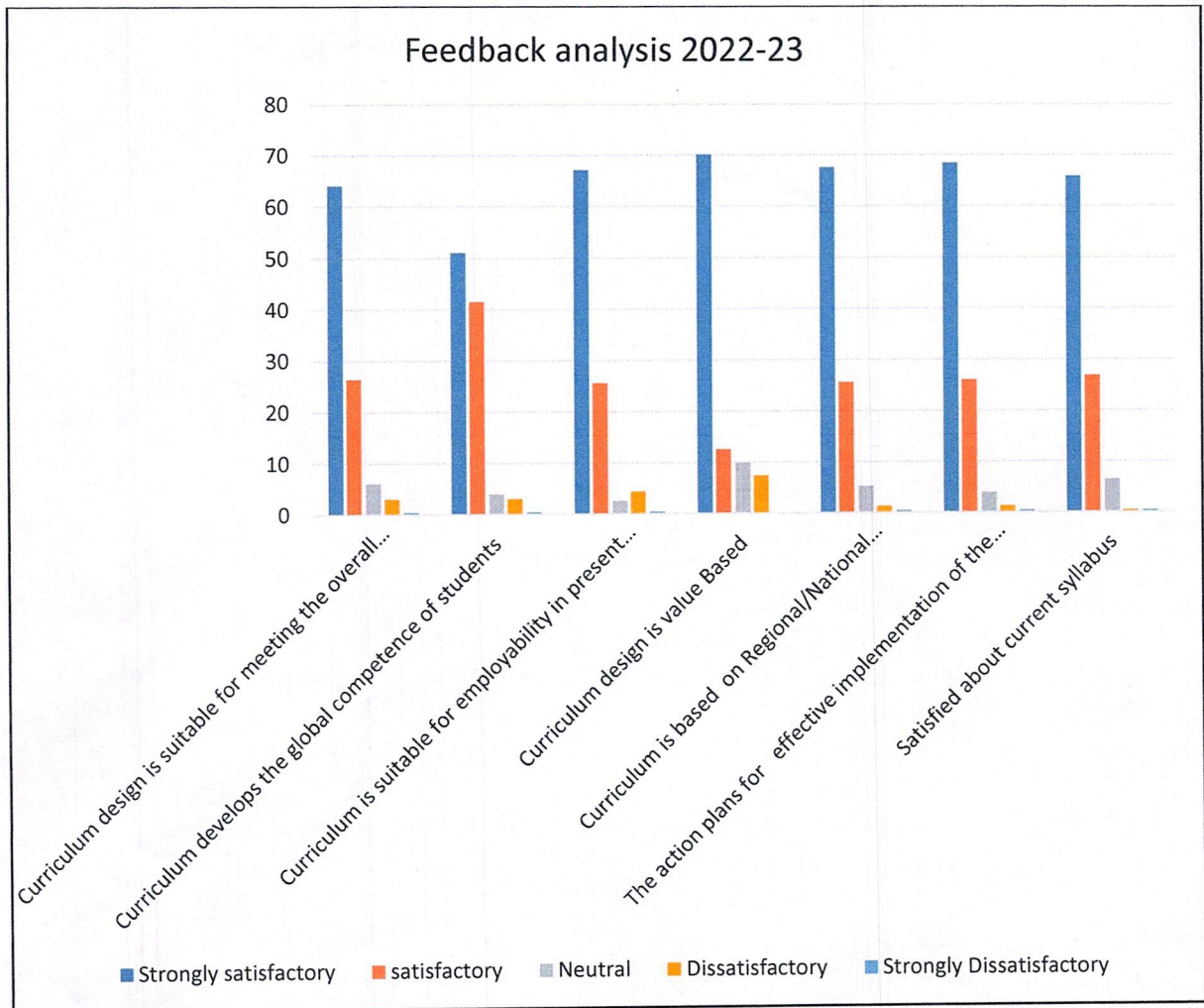
We have designed special feedback form for the students which includes various parameters about college and faculty performance. Every year, we are collecting feedback from our students personally. In academic year 2022-23, 231 students filled feedback form and its report is as follows.

Student feedback analysis for academic year 2022-23

Sr.No.	Parameters	Strongly satisfactory	satisfactory	Neutral	Dissatisfactory	Strongly Dissatisfactory
1	Curriculum design is suitable for meeting the overall development of students	64.06926	26.40693	6.060606	3.030303	0.4329
2	Curriculum develops the global competence of students	51.08225	41.55844	3.896104	3.030303	0.4329
3	Curriculum is suitable for employability in present scenario	67.09957	25.54113	2.597403	4.329004	0.4329
4	Curriculum design is value Based	70.12987	12.55411	9.95671	7.359307	0
5	Curriculum is based on Regional/National needs	67.53247	25.54113	5.194805	1.298701	0.4329
6	The action plans for effective implementation of the curriculum are very satisfactory	68.39827	25.97403	3.896104	1.298701	0.4329
7	Satisfied about current syllabus	65.80087	26.83983	6.493506	0.4329	0.4329
	Average	64.87322	26.34508	5.442177	2.96846	0.371058

Co-ordinator,
Internal Quality Assurance Cell (IQAC),
Yashwantrao Chavan College
of Science, Karad






From the above graph it can be seen that more than 90 % students are strongly satisfied and satisfied about design of curriculum for overall development of students, developing the global competence of students as well as curriculum is suitable for employability in present scenario also curriculum is based on national needs and about the action plans for effective implementation of the curriculum are very satisfactory. While 82.6839% students rated strongly satisfied and satisfied about curriculum is value based.

The feedback report is discussed in our IQAC meeting and our college teachers who are BOS member had given suggestions to try to design curriculum in way such that curriculum is value based.


Co-ordinator,
 Internal Quality Assurance Cell (IQAC),
 Yashwantrao Chavan College
 of Science, Karad




Principal,
 Yashwantrao Chavan College
 of Science, Karad

**Yashwantrao Chavan College of Science,
Karad**

**Feedback Analysis Report of
Students**

Academic Year 2021-22

**Submitted to
Internal Quality Assurance cell**

YASHWANTRAO CHAVAN COLLEGE OF SCIENCE, KARAD

STUDENT FEEDBACK ANALYSIS REPORT 2021-22


We have designed special feedback form for the students which includes eleven parameters about college and faculty performance. Every year, we are collecting feedback from our students personally. In academic year 2021-22, 223 students filled feedback form.

Student feedback analysis for academic year 2021-22

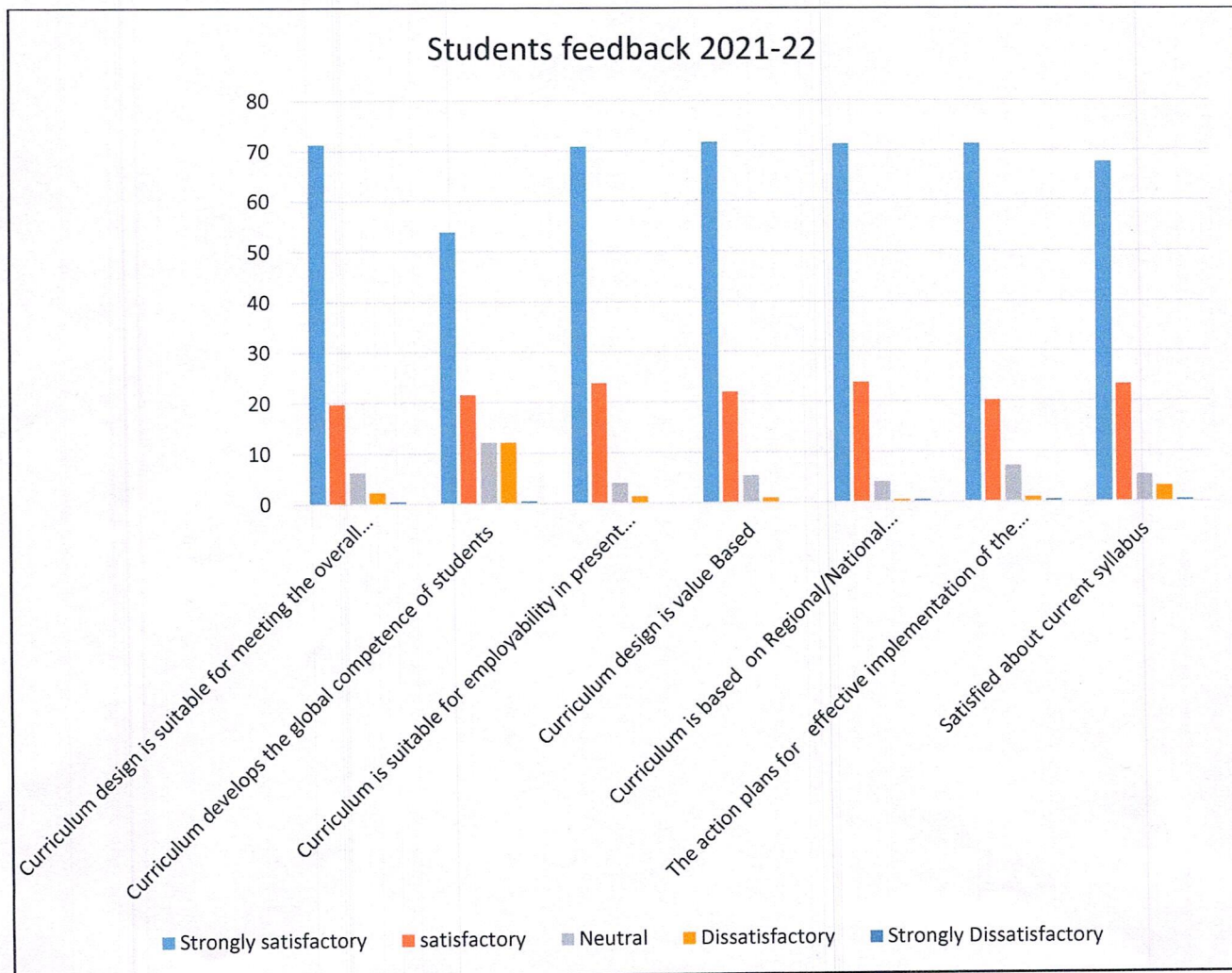
Sr. No.	Parameters	Strongly satisfactory	satisfactory	Neutral	Dissatisfactory	Strongly Dissatisfactory
1	Curriculum design is suitable for meeting the overall development of students	71.30045	19.73094	6.278027	2.242152	0.44843
2	Curriculum develops the global competence of students	53.81166	21.52466	12.10762	12.10762	0.44843
3	Curriculum is suitable for employability in present scenario	70.85202	23.76682	4.035874	1.345291	0
4	Curriculum design is value Based	71.74888	21.97309	5.381166	0.896861	0
5	Curriculum is based on Regional/National needs	71.30045	23.76682	4.035874	0.44843	0.44843
6	The action plans for effective implementation of the curriculum are very satisfactory	71.30045	20.17937	7.174888	0.896861	0.44843
7	Satisfied about current syllabus	67.713	23.31839	5.381166	3.139013	0.44843
	Average	68.28956	22.03716	6.342088	3.01089	0.320307



Co-ordinator,
Internal Quality Assurance Cell (IQAC),
Yashwantrao Chavan College
of Science, Karad


Principal,
Yashwantrao Chavan College
of Science, Karad



From the above graph it can be seen that more than 95 % students are strongly satisfied or satisfied about Curriculum is based on national needs. More than 90% students are strongly satisfied and satisfied on design of curriculum about suitability for overall development of students, employability in present scenario, value based design. As well as 91.9284% of students had opinion about action plans for effective implementation of the curriculum are very satisfactory. About 90.3267% of students are strongly satisfied or satisfied about current syllabus. While 75.3363% students are strongly satisfied or satisfied about curriculum develops the global competence of students. Overall average 90.3266 % students are strongly satisfied or satisfied about curriculum.


Co-ordinator,
 Internal Quality Assurance Cell (IQAC),
 Yashwantrao Chavan College
 of Science, Karad




Principal,
 Yashwantrao Chavan College
 of Science, Karad

**Yashwantrao Chavan College of Science,
Karad**

**Feedback Analysis Report of
Students**

Academic Year 2020-21

**Submitted to
Internal Quality Assurance cell**

YASHWANTRAO CHAVAN COLLEGE OF SCIENCE, KARAD

STUDENT FEEDBACK ANALYSIS REPORT 2020-21

We have designed special feedback form for the students which includes eleven parameters about college and faculty performance. Every year, we are collecting feedback from our students personally. In academic year 2020-21, 217 students filled feedback form.

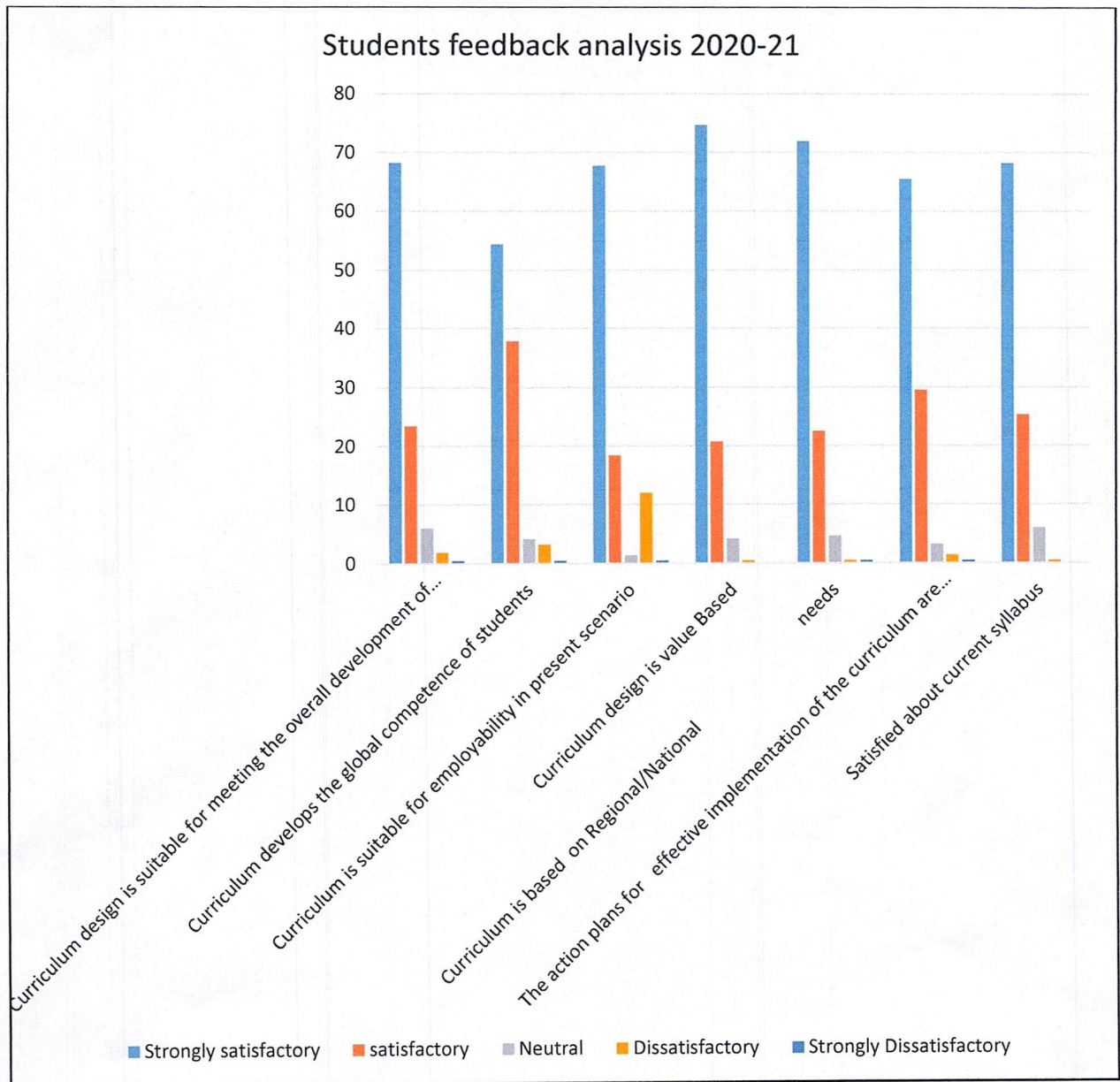
Student feedback analysis for academic year 2020-21

Sr. No.	Parameters	Strongly satisfactory	satisfactory	Neutral	Dissatisfactory	Strongly Dissatisfactory
1	Curriculum design is suitable for meeting the overall development of students	68.20276	23.5023	5.990783	1.843318	0.460829
2	Curriculum develops the global competence of students	54.37788	37.78802	4.147465	3.225806	0.460829
3	Curriculum is suitable for employability in present scenario	67.74194	18.43318	1.382488	11.98157	0.460829
4	Curriculum design is value Based	74.65438	20.73733	4.147465	0.460829	0
5	Curriculum is based on Regional/National needs	71.8894	22.58065	4.608295	0.460829	0.460829
6	The action plans for effective implementation of the curriculum are very satisfactory	65.43779	29.49309	3.225806	1.382488	0.460829
7	Satisfied about current syllabus	68.20276	25.34562	5.990783	0.460829	0
	Average	67.21527	25.41145	4.213298	2.83081	0.329164



Co-ordinator,
Internal Quality Assurance Cell (IQAC),
Yashwantrao Chavan College
of Science, Karad





From the above graph it is clear that more than 90 % students are “satisfied” or “strongly satisfied” about design of curriculum’s, global competence, curriculum is based on National needs, as well as the action plans for effective implementation of the curriculum are very satisfactory. While there are 86.17% students are “satisfied” or “strongly satisfied” about curriculum is suitable for employability in present scenario. Overall average 92.621% students are “satisfied” or “strongly satisfied” about curriculum.

Co-ordinator,
Internal Quality Assurance Cell (IQAC),
Yashwantrao Chavan College
of Science, Karad



Principal,
Yashwantrao Chavan College
of Science, Karad

**Yashwantrao Chavan College of Science,
Karad**

**Feedback Analysis Report of
Students**

Academic Year 2019-20

**Submitted to
Internal Quality Assurance cell**

YASHWANTRAO CHAVAN COLLEGE OF SCIENCE, KARAD

STUDENT FEEDBACK ANALYSIS REPORT 2019-20


We have designed special feedback form for the students which includes eleven parameters about college and faculty performance. Every year, we are collecting feedback from our students personally. In academic year 2019-20, 241 students filled feedback form.

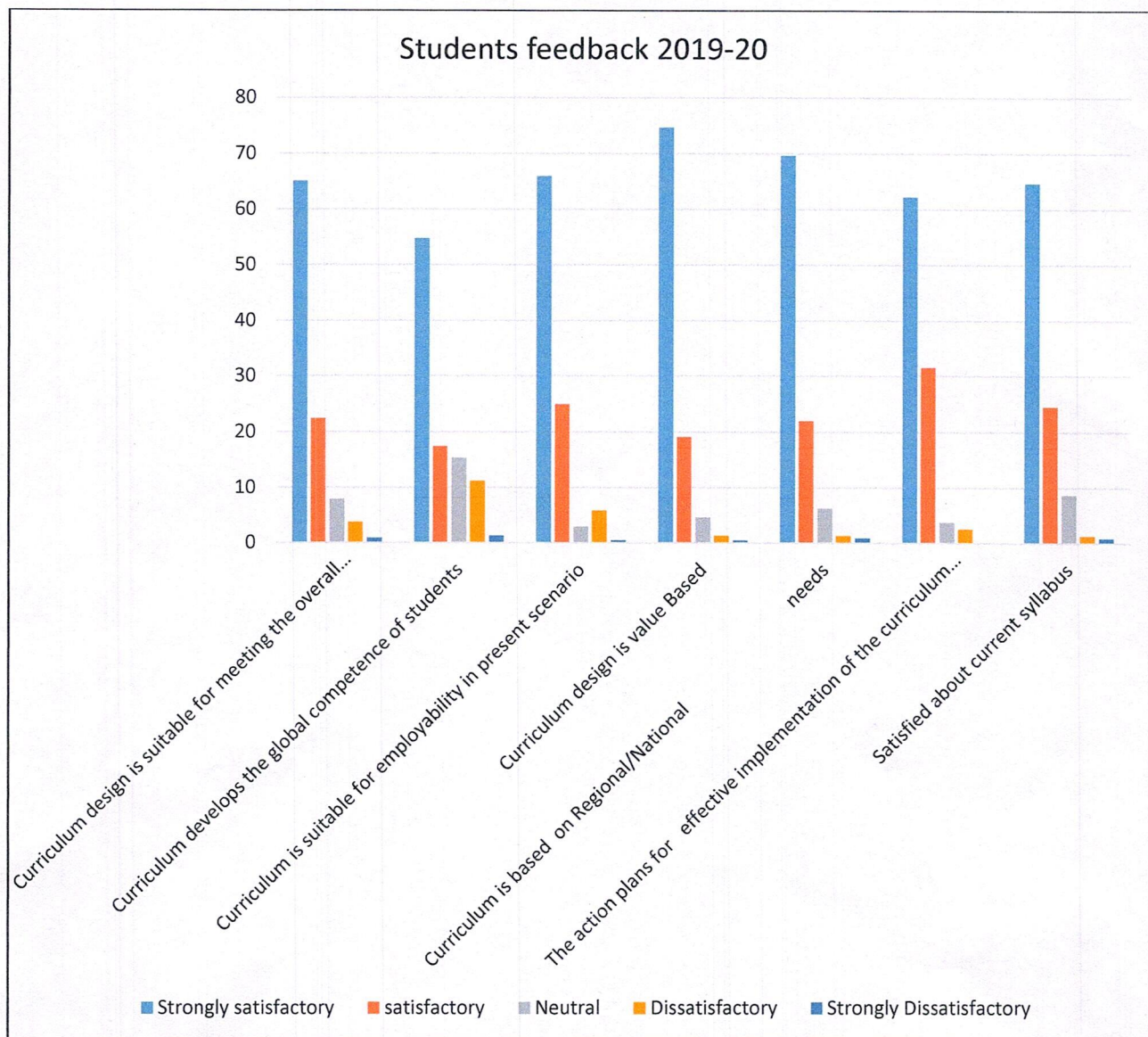
Student feedback analysis for academic year 2019-20

Sr. No.	Parameters	Strongly satisfactory	satisfactory	Neutral	Dissatisfactory	Strongly Dissatisfactory
1	Curriculum design is suitable for meeting the overall development of students	65.14523	22.40664	7.883817	3.73444	0.829876
2	Curriculum develops the global competence of students	54.77178	17.42739	15.3527	11.20332	1.244813
3	Curriculum is suitable for employability in present scenario	65.9751	24.89627	2.904564	5.809129	0.414938
4	Curriculum design is value Based	74.6888	19.08714	4.564315	1.244813	0.414938
5	Curriculum is based on Regional/National needs	69.70954	21.9917	6.224066	1.244813	0.829876
6	The action plans for effective implementation of the curriculum are very satisfactory	62.24066	31.53527	3.73444	2.489627	0
7	Satisfied about current syllabus	64.73029	24.48133	8.713693	1.244813	0.829876
	Average	65.32306	23.11796	7.053942	3.852993	0.652045


Coordinator,
 Internal Quality Assurance Cell (IQAC),
 Yashwantrao Chavan College
 of Science, Karad





Principal,
 Yashwantrao Chavan College
 of Science, Karad



From the above graph it can be seen that more than 85% students are strongly satisfied and satisfied about curriculum is suitable for employability in present scenario, also it is value Based, Curriculum is based on national needs as well the action plans for effective implementation of the curriculum, curriculum design is suitable for meeting the overall development of students also about current syllabus. While 72.19908 % are strongly satisfied and satisfied Curriculum develops the global competence of students. There is some concern regarding the curriculum develops the global competence of students but it is better than last year.


Co-ordinator,
 Internal Quality Assurance Cell (IQAC),
 Yashwantrao Chavan College
 of Science, Karad




Principal,
 Yashwantrao Chavan College
 of Science, Karad

**Yashwantrao Chavan College of Science,
Karad**

**Feedback Analysis Report of
Students**

Academic Year 2018-19

**Submitted to
Internal Quality Assurance cell**

YASHWANTRAO CHAVAN COLLEGE OF SCIENCE, KARAD

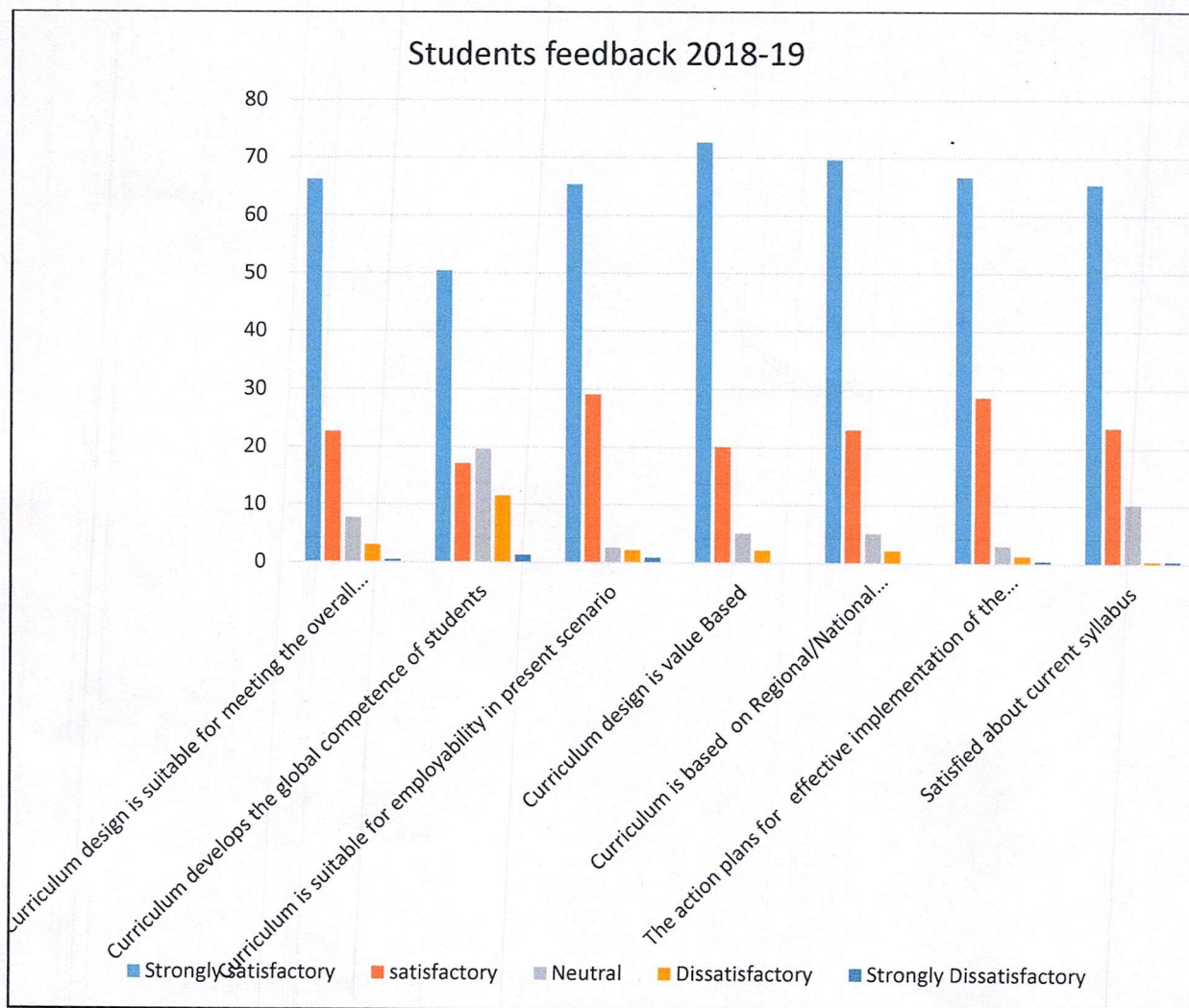
STUDENT FEEDBACK ANALYSIS REPORT 2018-19

We have designed special feedback form for the students which includes eleven parameters about college and faculty performance. Every year, we are collecting feedback from our students personally. In academic year 2018-19, 234 students filled feedback form.

Student feedback analysis for academic year 2018-19

Sr. No.	Parameters	Strongly satisfactory	satisfactory	Neutral	Dissatisfactory	Strongly Dissatisfactory
1	Curriculum design is suitable for meeting the overall development of students	66.23932	22.64957	7.692308	2.991453	0.42735
2	Curriculum develops the global competence of students	50.42735	17.09402	19.65812	11.53846	1.282051
3	Curriculum is suitable for employability in present scenario	65.38462	29.05983	2.564103	2.136752	0.854701
4	Curriculum design is value Based	72.64957	20.08547	5.128205	2.136752	0
5	Curriculum is based on Regional/National needs	69.65812	23.07692	5.128205	2.136752	0
6	The action plans for effective implementation of the curriculum are very satisfactory	66.66667	28.63248	2.991453	1.282051	0.42735
7	Satisfied about current syllabus	65.38462	23.50427	10.25641	0.42735	0.42735
	Average	65.20147	23.44322	7.631258	3.235653	0.4884





From the above graph it can be seen that more than 90 % students are strongly satisfied or satisfied about curriculum is suitable for employability in present scenario, also it is value Based, Curriculum is based on national needs as well the action plans for effective implementation of the curriculum. More than 88 % students are strongly satisfied or satisfied about Curriculum design is suitable for meeting the overall development of students also about current syllabus. While 67.52137% are strongly satisfied or satisfied Curriculum develops the global competence of students. There is some concern regarding the Curriculum develops the global competence of students this is discussed with our college BOS Teachers to try to design curriculum in way such that to develops the global competence of students.

[Signature]

Co-ordinator,
Internal Quality Assurance Cell (IQAC),
Yashwantrao Chavan College
of Science, Karad



[Signature]

Principal,
Yashwantrao Chavan College
of Science, Karad